



HUMIDITY CONTROLLER

MHC 1101

APPLICATIONS

Process industries


Lab Testing equipment

Testing Chambers

HVAC & Refrigeration industries

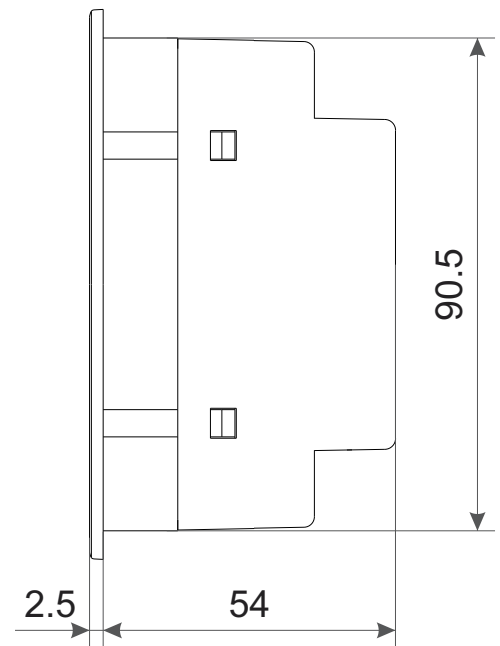
Mechanical Dimensions

Body Dimensions



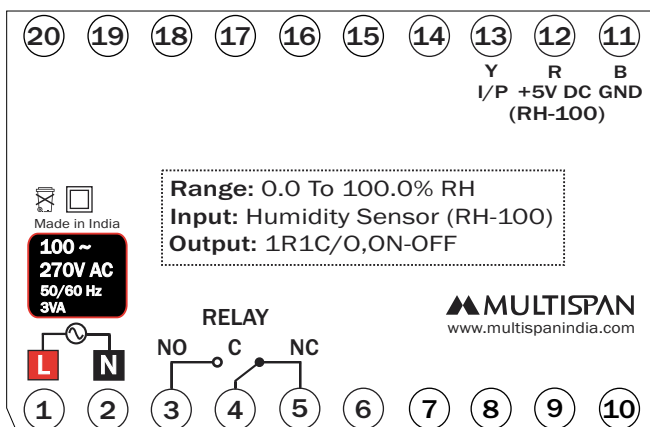
FRONT VIEW

All dimensions are in mm

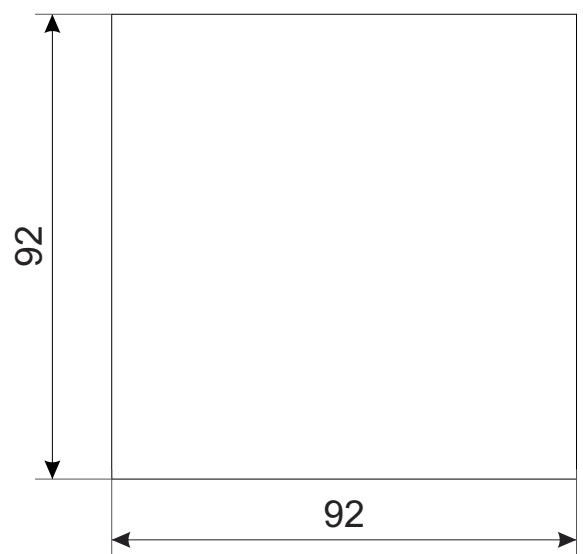


RIGHT SIDE VIEW

Connection Diagram



Panel Cutout



TECHNICAL DATA

Input	Humidity Sensor
Range	0.0 to 100.0 % RH
Output	1 Relay
Alarm	High / Low Alarm (ON-OFF Action)
Communication (Optional)	RS-485 Modbus
Power Supply	100-270V AC ,50/60Hz

Input

Input	Humidity Sensor
Range	0.0 to 100.0% RH
Resolution	0.1 %

Output

Relays	1 Nos
Relay Type	1C/O (NO-C-NC)
Rating	5A, 230V AC / 30V DC

Display LED & Keys

Display	4 Digit 7 seg 0.36" Red LED Display
Key	SET, INC, DEC, ENT
LED Indication	Relay

Environmental Characteristics

Working Temperature	0 to 55 °C
Storage Temperature	0 to 55 °C
Relative Humidity	95% RH Non-condensing
Warm up time	5 minutes

Auxiliary Power Supply

Power Supply	100 to 270V AC, 50/60Hz
Burden	3VA

Mechanical Characteristics

Mounting Type	Panel Mount
Dimension (HxWxD) mm	101 x 101 x 54
Panel Cutout (HxW) mm	92 x 92
Material	Front Enclosure Polycarbonate (PC) ABS
Terminal Screw Size	M3.5
Screw Torque (N.m)	0.5
Wire Gauge (AWG)	26-14
Weight (Approx) gms	Unpacked : 240 Packed : 295
Accessories	1 Pair of Mounting Clamps

Accuracy

±1% FSD ± 1 Digit